

Human development. The estimation at regional level.

O. Makarova

The historical background

- * The human development concept was formulated by the experts of the UNDP development program through the last decade of XX century. The basic dimensions of human development were considered as health, education and material well-being. Since 1990 the international index is annually published at the UNDP Human Development Report;
- * The national Methods for the estimation of human development at the regional level was elaborated by the experts of the National Academy of Sciences of Ukraine in 2000;
- * In 2001 this Methods was approved at the joint meeting of the Presidium of the NAS of Ukraine and the Board of the State Statistics Committee of Ukraine (now - State Statistics Service of Ukraine);
- * Since 2001 the State Statistics Service of Ukraine calculates the index and publishes the results annually;
- * The review and the improvement of the Methods took place in 2012. The updated methods was also adopted at the joint meeting of the Presidium of the NAS of Ukraine and the Board of the State Statistics Service of Ukraine.

The blocks-aspects of the regional index (2001)

*Welfare;
Living conditions;
Social environment;
Ecology;
Financing;
Labor market;
Demography;
Health status and health care;
Education.*

The Methods included more than 100 indicators in general.

The opportunities of the regional index and its differences from the international index

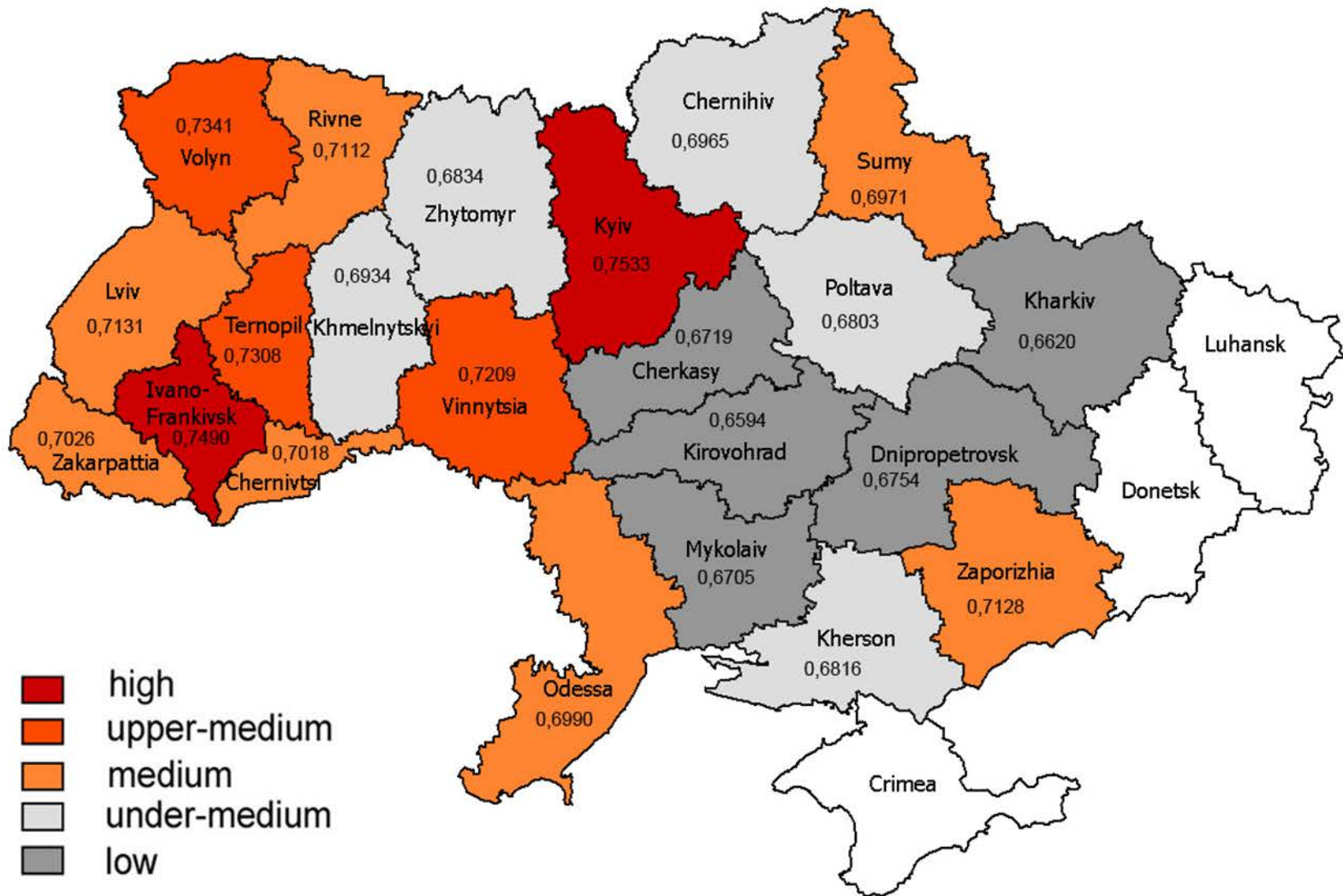
- * The opportunity to use the more comprehensive database that characterizes various aspects and manifestations of human development;
- * The use of both kinds of indicators: the indicators which are the stimulators and the indicators which are the disincentives;
- * The use of the weights system (the weights are determined by the load factor).

The reasons for the improvement of the methods in 2012

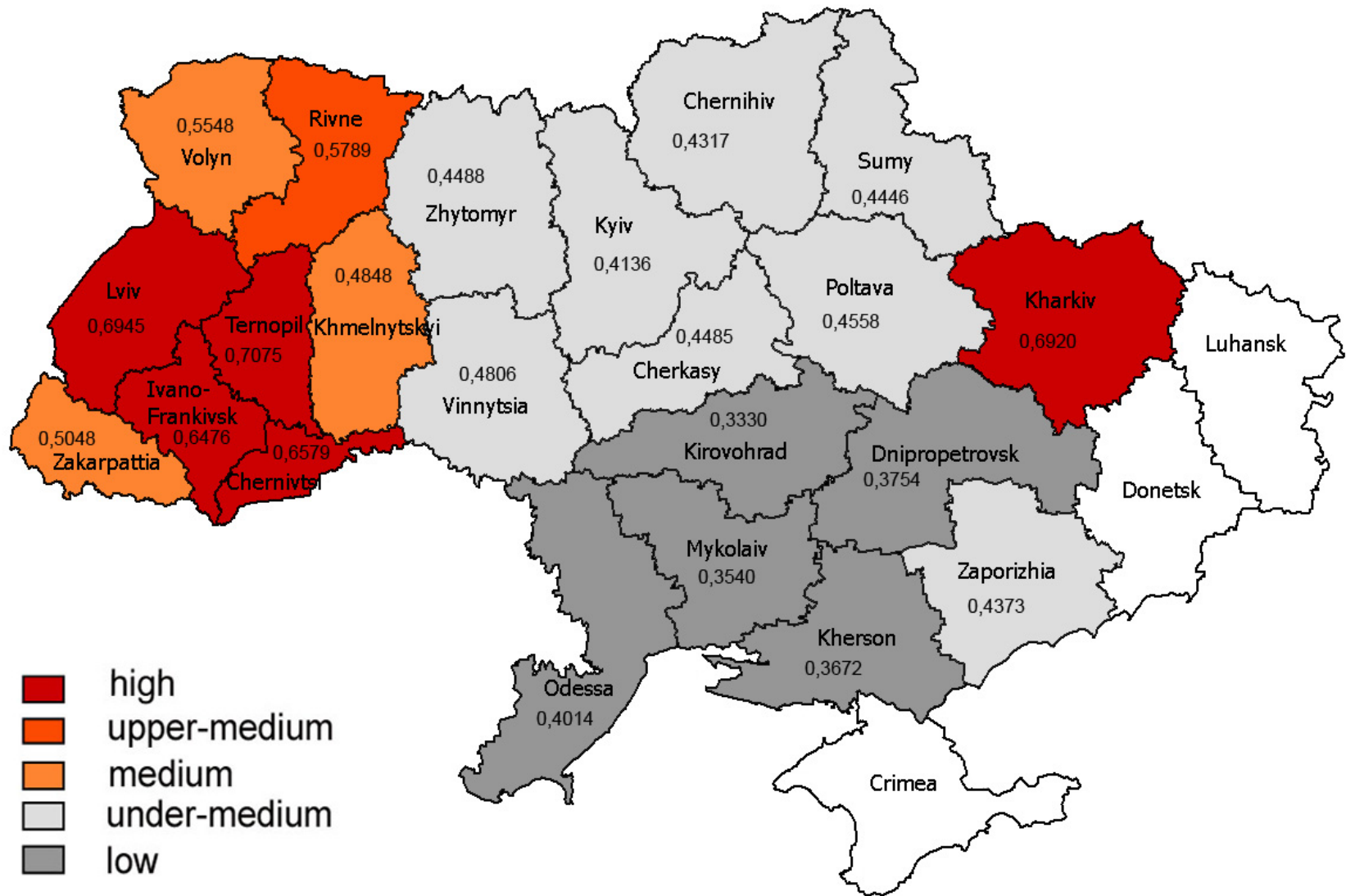
- * It is reasonable to choose the target values as the standard for the rationing of the indicators. It enhances the analytical capacity of indexes and enables to evaluate the progress;
- * It is desirable for the selected indicators to reflect different aspects of the phenomenon (the values of the indicators should not correlate with each other);
- * The indicators of the resources should not be mixed with the indicators of the achievements, otherwise it is not clear that we want to get at the output (the conditions or the results);
- * The indicators should reflect the phenomenon as fully as it is possible (the old methods included some indicators only over urban areas due to the imperfection of the sampling)
- * The problems of small areas. It is necessary to make sure of the proper quality and the reliability of indicators while using the data from sample surveys ;
- * The problems of capital region. The situation in Kyiv is too specific and it is not comparable to other regions. Today this problem is not solved methodologically that is why Kyiv is excluded from the calculation;
- * The indicators should have the significant variation over regions or otherwise their inclusion is losing it's sense;
- * If the expert in techniques of measurement of some aspects is absent in the developers' team it is better to attract the outside qualified experts.

The aspects which are included in the updated methods	The indicators for measuring
Reproduction of population	Total birth rate; children under five mortality rate; probability of men and women surviving from age 18 to age 65; life expectancy at birth
Social environment	Crime rate; number of newly diagnosed tuberculosis, alcoholism and alcoholic psychosis, mental and behavioral disorders due to drugs and psychoactive substance use; number of orphans and children deprived of parental care; teen birth rate (15-17 years); number of deaths due to intentional self-harm
Comfortable life	Housing provision in urban and rural settlements; equipment with the sanitary facilities and centralized gas supply or electric stove in rural areas; integral indicator of the state of environment; planned capacity of outpatient clinics; volume of sold to population services
Welfare	Relative poverty rate; proportion of the households that purchased realty estate or made savings and the households that had the basic set of durable good; number of the consumer goods baskets that can be purchased for the average per capita income, gross regional product
Decent work	Employment rate and unemployment rate among the people aged 18-65 years; proportion of workers who are working in conditions that do not meet hygienic and sanitation norms; proportion of persons whose salary does not exceed 1.5 subsistence levels; ratio of average salary to minimal salary; rate of coverage with social insurance
Education	Coverage of children aged 3-5 with pre-school institution; coverage of the children 6-18 years with secondary education; proportion of persons with higher education among the population aged 25 years and older; average duration of education for the persons aged 25 years and older; the average score of the results of external independent evaluation

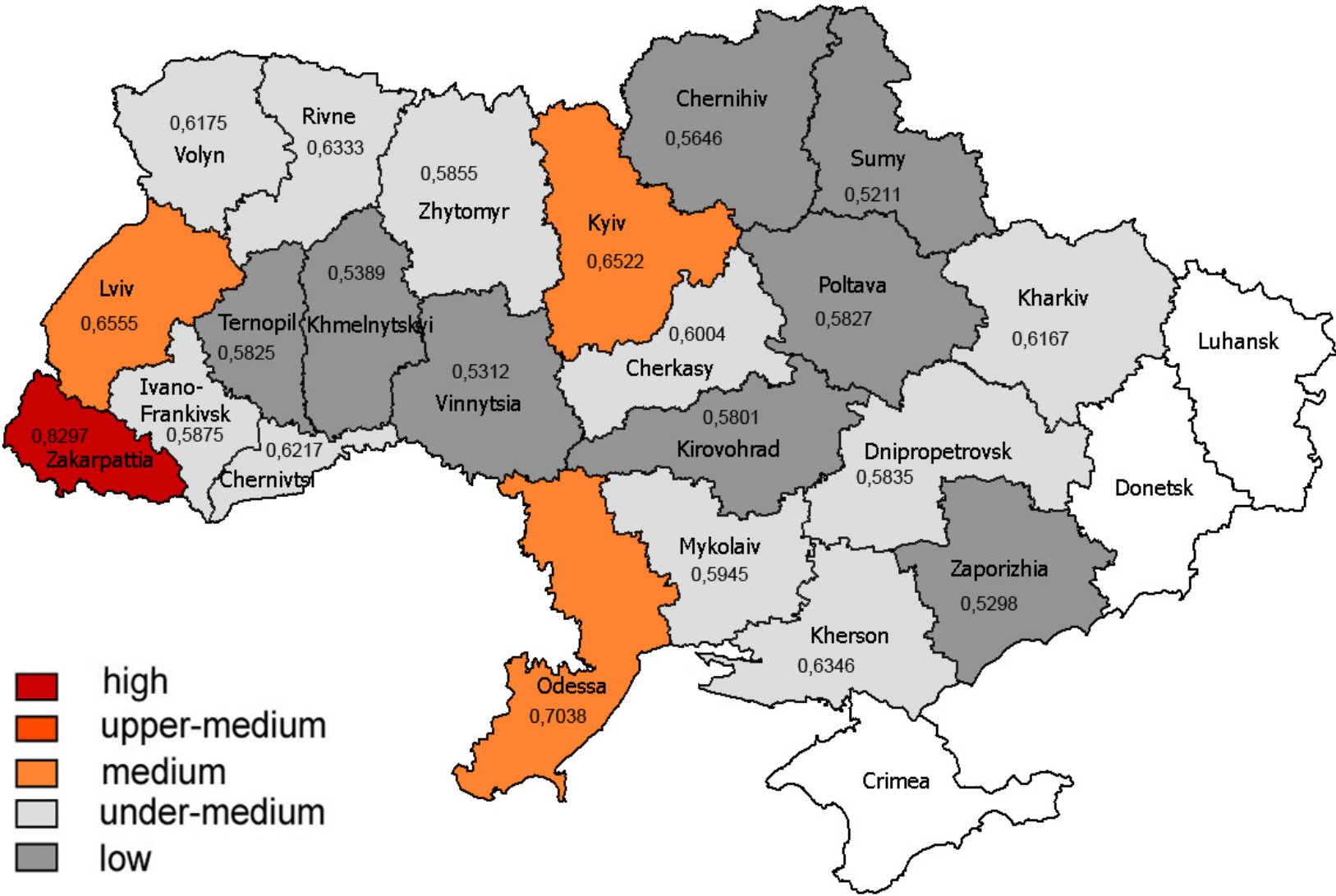
The index of reproduction of population rate in 2014



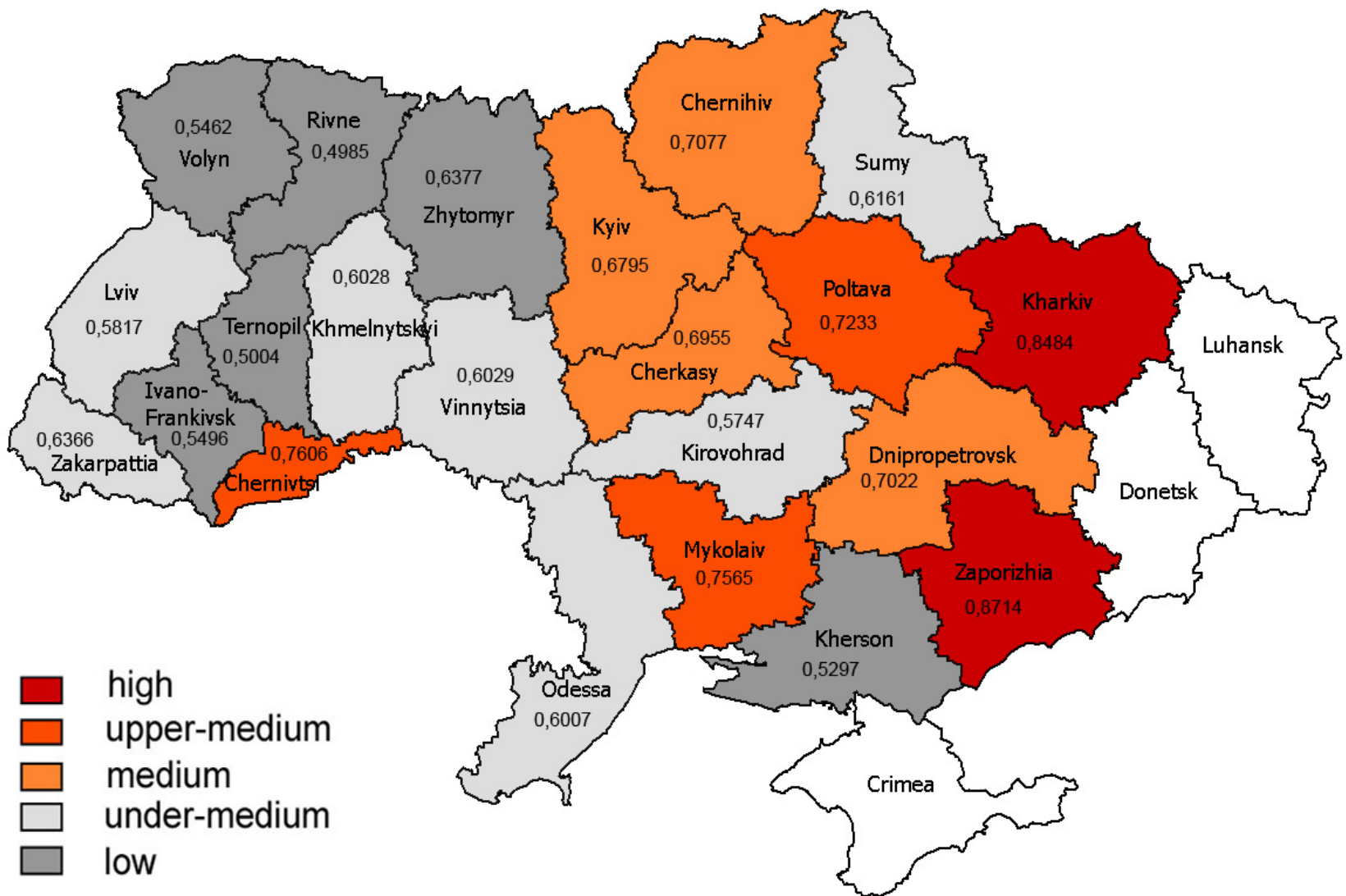
The index of social environment rate in 2014



The index of comfortable life rate in 2014



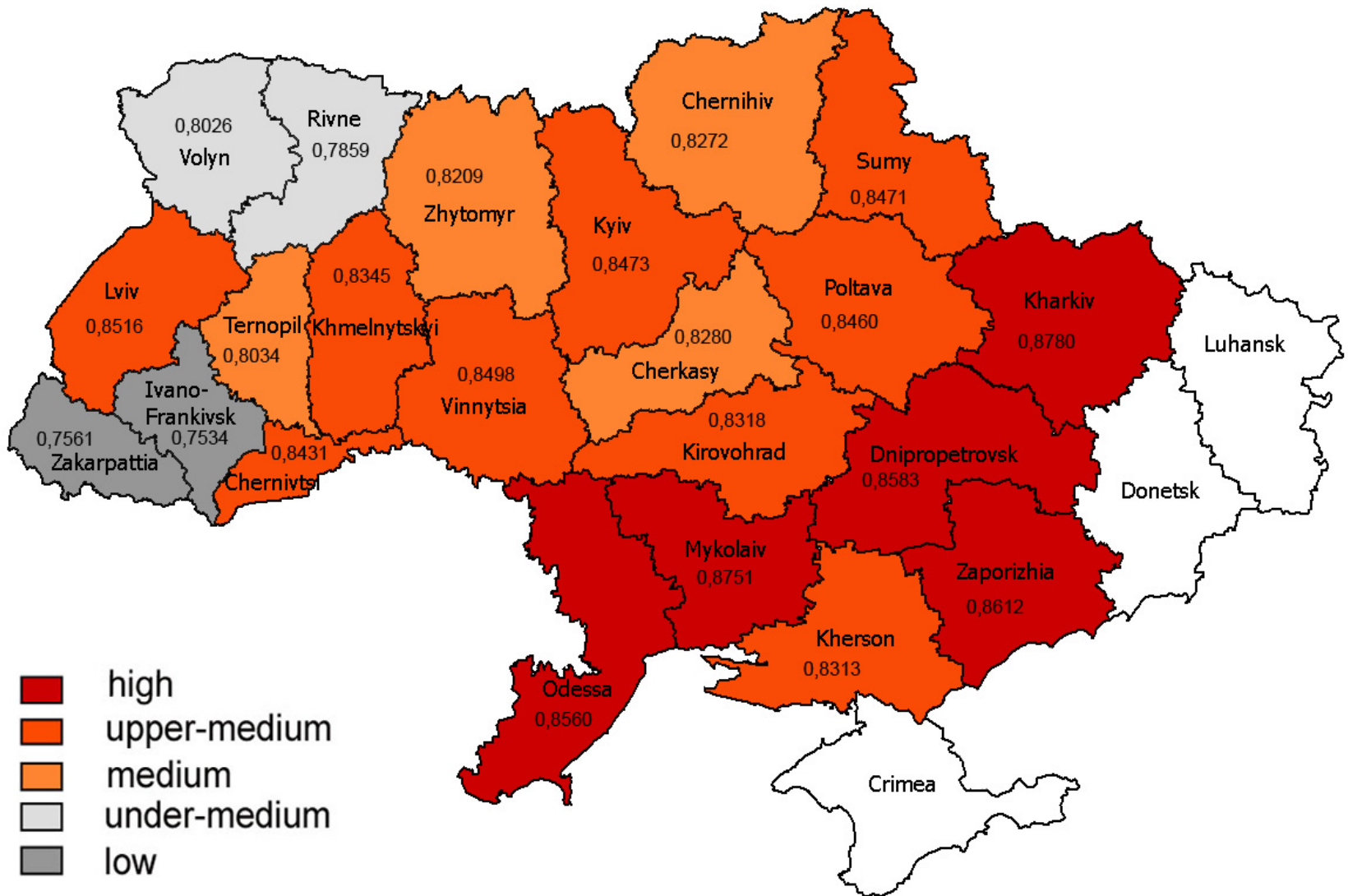
The index of welfare rate in 2014



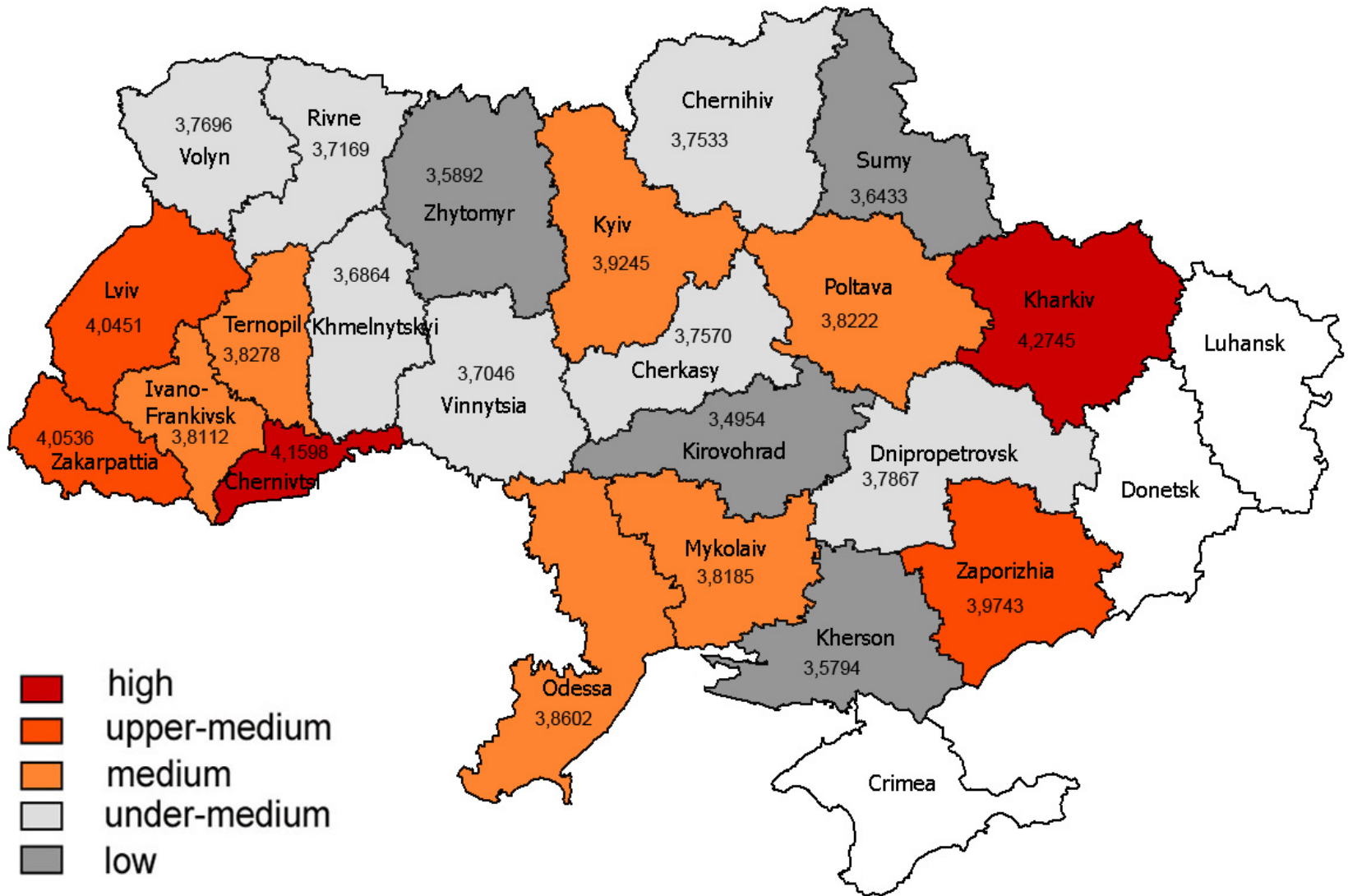
The index of decent work rate in 2014



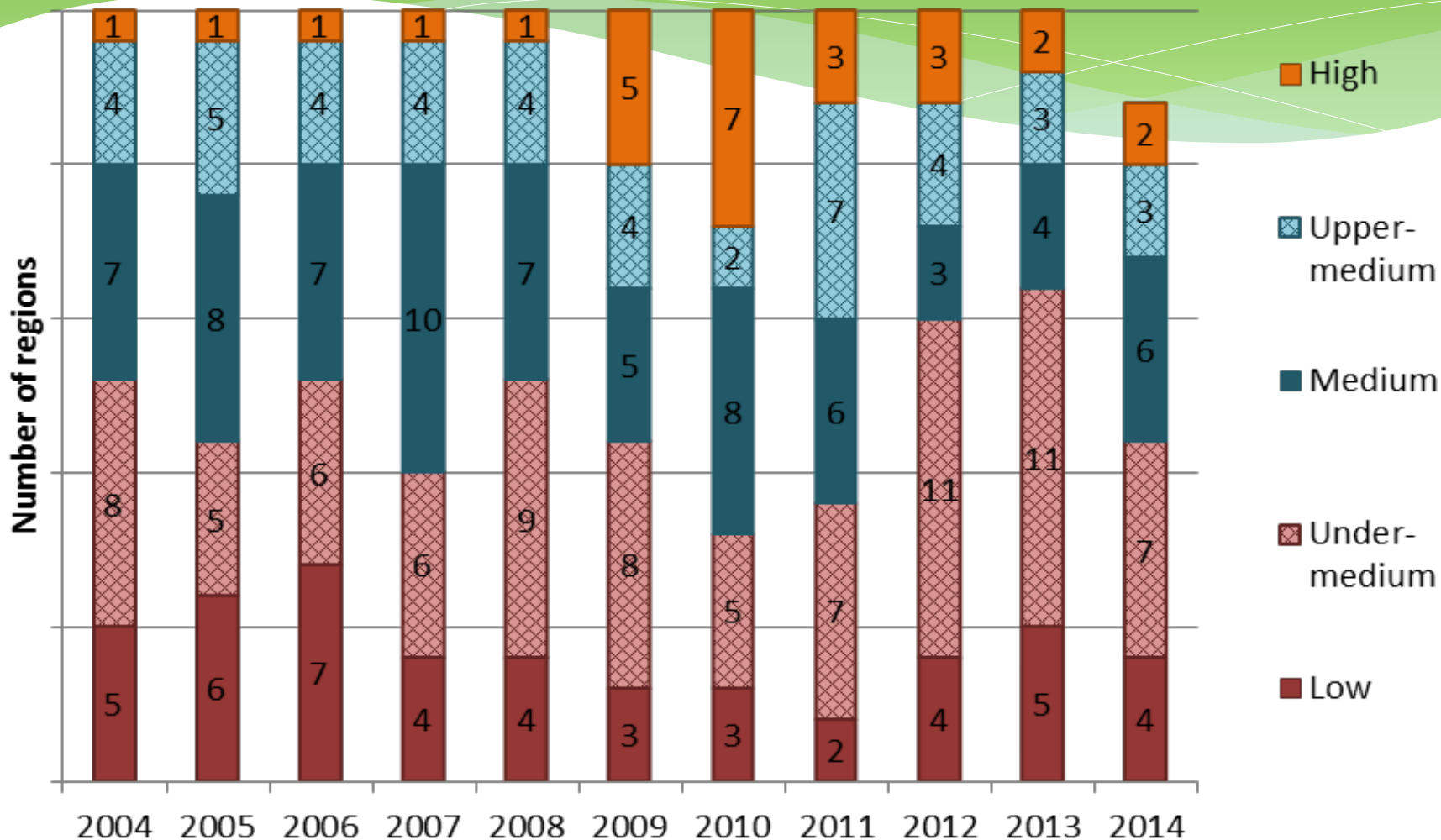
The index of education rate in 2014



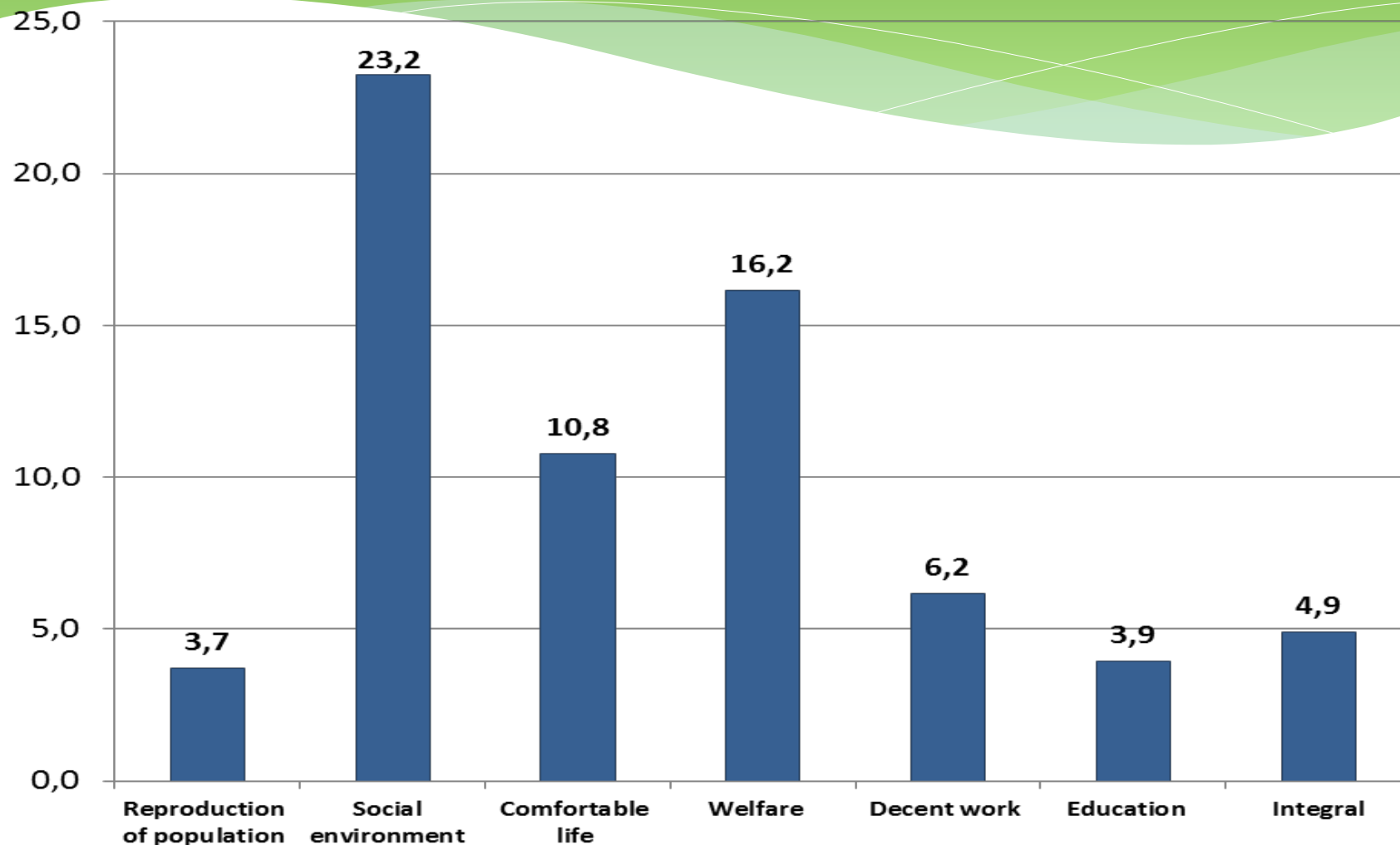
The regional human development index in 2014



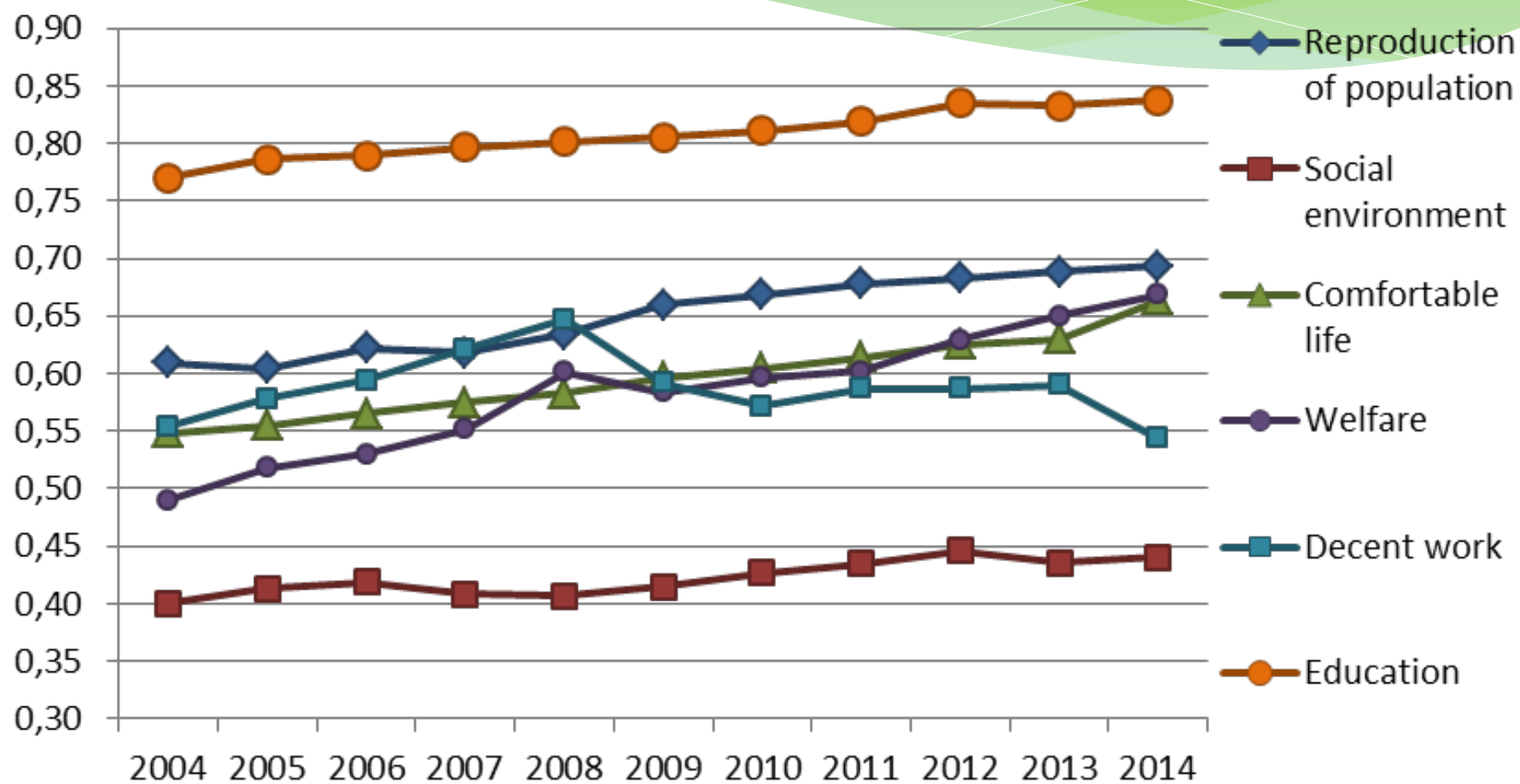
The progress of human development in regions (the distribution of regions according to the level of human development in 2004-2014)



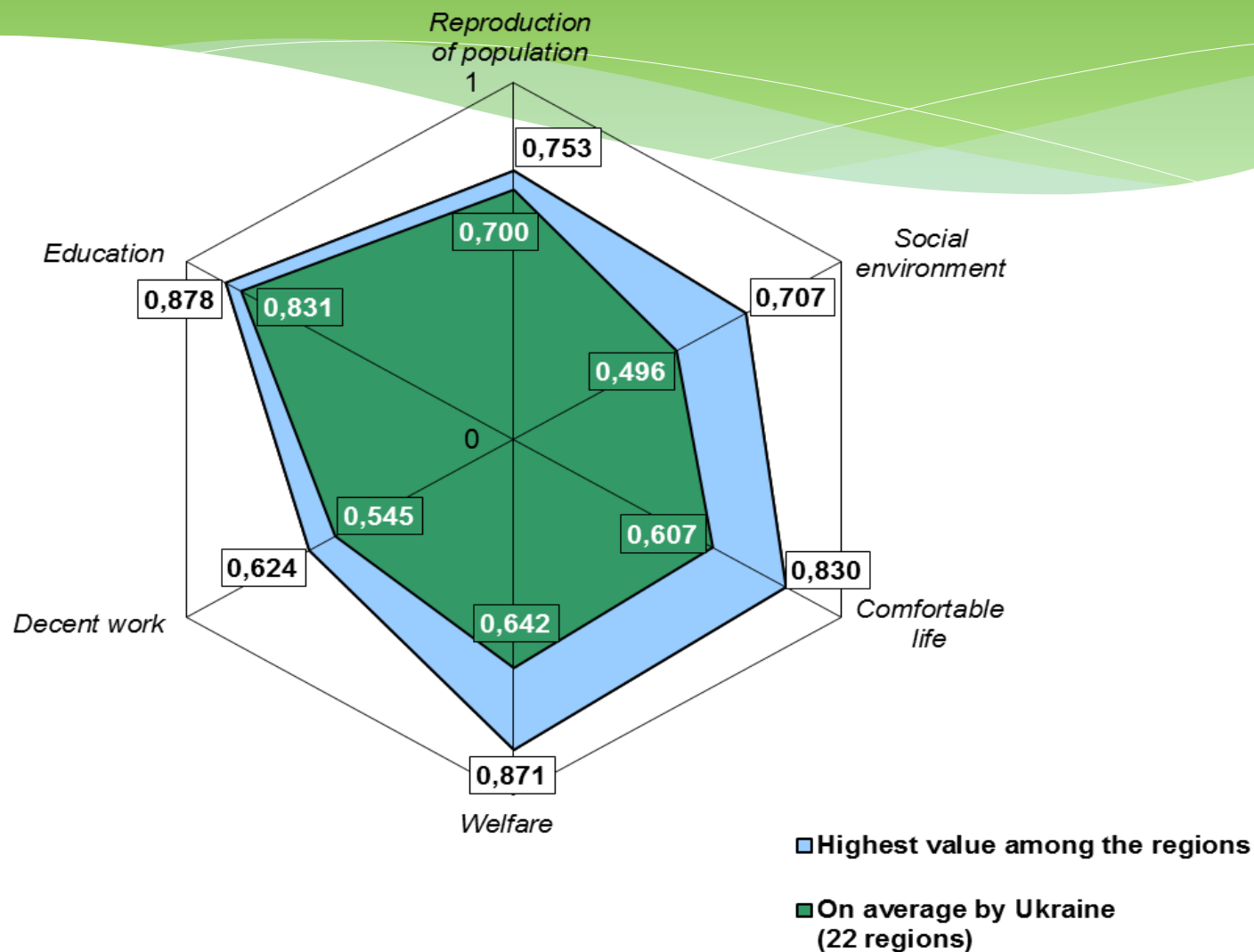
The regional variation of indices according to some aspects (the coefficient of variation, %)



The average value of indices according to some aspects of the RHDI (2004-2014)



The ideal and the real value of indices according to some aspects



The typologization of human development according to regions of Ukraine (2004-2014)

The type of development	Regions	The factors of typologization
Progressive	Crimea (to 2013), Volyn, Kharkiv	The significant increase of welfare combined with the stability of the other aspects
The absence of progress (or the regress within one aspect)	Luhansk (to 2013), Odesa, Kherson	The stability of all aspects (the absence of progress)
	Kyiv, Sumy, Cherkasy, Kirovohrad, Mykolaiv, Rivne, Ternopil, Khmelnytsky, Chernivtsi	The regress of the social environment
	Lviv	The regress of the welfare
	Zaporizhia, Donetsk (to 2013)	The regress of provision with the welfare and the regress of the social environment
The regress within several aspects	Vinnytsia, Dnipropetrovsk, Zakarpattia, Poltava, Chernihiv	The regress of the provision with decent work and the regress of the social environment
	Zhytomyr	The regress of the welfare and the regress of the social environment
	Ivano-Frankivsk	The regress of the welfare and the regress of provision with the decent work

The opportunities of the regional index

- * It is reasonable to analyze the state of certain aspects of development whereas the integral index slightly «lubricates» the picture (averages it);
- * It is possible to study the relationships between different aspects of development
- * It is possible to study the human development progress from the point of view of certain aspects and to show the backlog from «target» values;
- * It is possible to define types of regions according to the progress of the components of human development.